



EPFG

**APRIL 2003**

Free to EPFG Members  
\$1.25 for nonmembers.

**Serving Washington  
& Alaska**

---

## *Evergreen Picture Framer's Guild*

---

*May 15th General Meeting  
Museum of Glass  
Tacoma*

---

## 10TH ANNUAL EDUCATION FESTIVAL A SUCCESS!

Well, the Annual Education Festival has come and gone once again. I hope you were able to come and enjoy the day with your fellow framers from the area. I heard many great compliments from members on a job well done by the Guild's Officers and Board members.

This issue of the newsletter, and the next issue, will cover the days happenings and give a taste of what was offered. The Winners of the Framing Competition and a few of the classes will be covered in this issue. Next issue will cover every entry in the framing competition and the remaining classes as well as thanks to our sponsors.

**If all goes well, this issue will mark the beginning of having the newsletter printed in such a way that each copy is an original.** No more copies. The photo quality should be better than ever before.

**It's time to renew your membership to the guild.** Look at the address printed on this newsletter and see if your membership is up for renewal. If you haven't done so already, please send in your dues for the 2003/2004 year. Membership ends with the Education Festival. **The membership renewal form is on page seven.** With our next issue the board will be sending out the new membership booklet containing an updated list of all the members and sponsors of the EPFG. Contact information for our Sponsors in an easy to use format. There will be a listing of the library as well as the EPFG membership window stickers included. Get your dues in and be sure to receive this useful information and continue to enjoy the benefits of the EPFG. The library items are available to members free of charge.

---

*April 2003 Issue*

---

C  
O  
N  
T  
A  
C  
T  
  
I  
N  
F  
O  
  
2  
0  
0  
3  
-  
2  
0  
0  
4  
  
E  
P  
F  
G  
  
O  
F  
F  
I  
C  
E  
R  
S

**Membership Dues**  
**Advertising Payments**  
 Lynn Clark, EPFG Treasurer  
 c/o Lake City Picture Framing  
 14028 Lake City Way NE  
 Seattle, WA 98125  
 206-363-2100  
 e-mail: [lynn.clark@attbi.com](mailto:lynn.clark@attbi.com)

**Newsletter Ad Copy**  
**& Classified Ads**  
 Bob Holcomb  
 c/o Millennium Gallery  
 16118 NE 87th Street  
 Redmond, WA 98052  
 425-895-8822  
 e-mail: [exafixer@yahoo.com](mailto:exafixer@yahoo.com)

*Newsletter Deadline 20th of the month*

**Change of Address**  
 Paul Knoop  
 1054 Berkeley Ave.  
 Fircrest, WA 98466  
 253-279-2598  
 e-mail: [pknoop@earthlink.net](mailto:pknoop@earthlink.net)

**Classified Ads**  
 Free for EPFG Members, \$15 for non-members.  
**Display Ad Artwork**  
 Digital Artwork is preferred. Submit via e-mail or on disk.



**NATIONAL GLASS**  
 Nancy Cather  
 SALES REPRESENTATIVE

17030 WOODINVILLE-REDMOND ROAD \* WOODINVILLE, WA 98072  
 Tel (425) 488-8126 \* (800) 521-7061 \* Fax (425) 488-3712

*What's Inside*

Page 2 Contact Info. & Officers  
 Page 3 President's Letter  
 Page 4 Framing Competition  
 Page 5 Framing Competition Continued  
 Page 6 Hand Carved Mats  
 Page 7 Museum of Glass  
 Page 8 Stacked Frames, Sanity for E-mails  
 Page 9 Wheat Paste Hinges, NEW Aprons!  
 Page 10 Helpful Hints  
 Page 11 Classified Ads  
 Page 12 Calendar of Events & Map



9400 West 55th Street  
 McCook, Illinois 60525  
[www.tru-vue.com](http://www.tru-vue.com)  
 tel: 708.485.5080 ext. 2720  
 toll free: 800.621.8339  
 fax: 206.723.6082  
 e-mail: [lgarrett@tru-vue.com](mailto:lgarrett@tru-vue.com)

LINDA GARRETT  
 District Sales Manager



Picture Framing Products Division of Apogee Enterprises, Incorporated


<b>President</b>	
Molly Boone, CPF Seattle Art Supply	<a href="mailto:mollycpf@aol.com">mollycpf@aol.com</a> 206-625-0711
<b>Vice President</b>	
<b>Position Open</b>	
<b>Treasurer</b>	
Lynn Clark Lake City Picture Framing	<a href="mailto:lynn.clark@attbi.com">lynn.clark@attbi.com</a> 206-363-2100
<b>Secretary</b>	
Hope Reimer Frames by Hope	<a href="mailto:Reimer@camano.net">Reimer@camano.net</a> 360-629-3181
<b>Board of Directors</b>	
John Ferens FerenSoft	<a href="mailto:epfg@ferensoft.com">epfg@ferensoft.com</a> 206-282-1775
Kitty Ross Frameworks Gallery	<a href="mailto:framewrk@pacifier.com">framewrk@pacifier.com</a> 360-425-2042
Bob Holcomb Millennium Gallery	<a href="mailto:exafixer@yahoo.com">exafixer@yahoo.com</a> 425-895-8822
<b>Past President</b>	
Paul Knoop, CPF	<a href="mailto:pknoop@earthlink.net">pknoop@earthlink.net</a> 253-279-2598
<b>Librarian</b>	
Paul Knoop, CPF	<a href="mailto:pknoop@earthlink.net">pknoop@earthlink.net</a> 253-279-2598
<b>Newsletter Editor</b>	
Bob Holcomb Millennium Gallery	<a href="mailto:exafixer@yahoo.com">exafixer@yahoo.com</a> 425-895-8822



DIANA INTERNATIONAL

Michelle Evans

818-820 Industry Drive, Bldg #18  
 Tukwila, WA 98188, USA  
 (206) 394-9697 phone  
 (206) 394-9698 fax  
 (206) 354-9001 cell  
[michelle@diana-intl.com](mailto:michelle@diana-intl.com) - [www.diana-intl.com](http://www.diana-intl.com)



**ARQUATI**  
**PROFRAME**  
 Picture Frame Moulding

**Ken Bower**  
 Regional Sales Manager

800-527-0421      1433 W. Frankford Rd. #100      Voice Mail  
 800-817-0524 Fax      Carrollton, Texas 75007      800-817-0525 x 881

[www.arquatiusa.com](http://www.arquatiusa.com)



## Our President's Pen

by Molly Boone, EPFG President

Well, it's officially SPRING! I know it says that Spring begins on March 21, but, don't you really think it begins when the tiny bright green leaves start appearing on the trees? When you look out the window, even on a gray, cloudy and rainy day and the green is almost growing! Now that's rejuvenating! That's what Spring is all about, rejuvenation! And that's how I feel about our EPFG Education Festival that was held on March 23.

If you joined us that day, then you are also working on the "Spring" state of mind. Any time you do something that improves your state of being is an action leading to growth and rejuvenation.

Ah! Have any of you noticed that I kind of have an ongoing theme in my thoughts about new beginnings, and new starts, and improving what isn't quite working? I don't really do it consciously, but thinking about letters to you in the past, it does seem like a continuous thread of thought. Even my husband noticed and bought me two books on Feng Shui for my birthday.

Anyway, the festival was quite a successful day, even with the tension and turbulence going on in the economy and the world. It really is one of my favorite days! I love seeing all of you. I love learning new things. I love talking shop.

You never know what you'll come away with -- a *wonderful* bag of goodies, thanks to our sponsors and suppliers -- a year of inspiration for your whole family (SAM and Glass Museum) -- a stylish and functional EPFG apron (if you didn't get one, they're still available) -- at the very least, a head full of ideas and information and a tummy full of yummy food. I know, I know, you did have to listen to that not so practiced and a little boring speaker after lunch. Tough!

So now we're on to my second year as your president. I'm sorry if I've been too pushy in asking for people to step up and help. It seems to me, after a year in this position, that you really do get more out of this organization if you are more involved...but I also understand if you can't. Please help if you can, but don't feel guilty if you can't. That doesn't do anyone any good. I know that my Catholic upbringing and the fact that I'm a mother of three makes giving guilt-trips very natural to me. Sorry. I'll try to tone it down. We are still in need of a Vice President and a Treasurer though, so, without guilt attached -- "Any takers?" You are always welcome to join us at the board meetings whether you are on the board or not. You just might find out how much fun we have and realize that one night out of a month (one month general meeting, the next month board meeting) really isn't too much time away and can be quite "rejuvenating"!

I'll see you all next month at the Glass Museum in Tacoma!  
Happy Spring!

Your President, Molly

***10th Annual Framing Competition***

This year we celebrated our Tenth Anniversary of The Education Festival. In honor of our Tenth year, the board decided to make the Framing Competition a bit of a challenge. The Framed Piece had to have something to do with TEN. As you probably read in past issues of the newsletter, the frame could have TEN sides, or TEN openings, or maybe have Bo Derek in "10". Maybe you would frame up the Tenth Element, you know, NEON. Well the options were too numerous to mention, although Terry Scidmore of "The Mitered Corner" certainly outdid us all with her in-depth research and ideas to provide our members articles chock full of suggestions to fit anyone's style and personality. Well done Terry!

As you will see from the photos, this year we had entries that were all over the board. The designs and ideas were great, and provide inspiration for everyone. The following article about the Framing Competition was written by Terry Scidmore .

**Meeting the Challenge**

Six intrepid and creative EPFG members rose to meet the challenge of designing entries around the theme of "TEN" for our annual Education Festival Framing Competition. Each entry was unique and interpreted the "TEN" theme in innovative ways.

Troy Kendall of Puyallup Custom Frame and Art, Puyallup, won First Place with an entry that depicted Tenth Century Celtic designs carved into the mat surrounding a Byzantine portrait. Troy carved and then used textured paints to create the feel of stone. The Byzantine portrait was mounted without glass, and the mat had a deep bevel, giving the feeling of looking out a castle window. Troy finished the framing with a gold frame with a blackened panel. Troy stated that the idea came to him that artwork is designed to be touched. Troy said, "Couldn't help but touch, could you! I just drew you in."



**Troy Kendall of Puyallup  
Custom Frame and Art in Puyallup**



**Donna Rickman, CPF of Finishing  
Touches in Mill Creek**

Donna Rickman, CPF, of Finishing Touches, Mill Creek, garnered both Second Place and Popular Choice Awards with her oriental themed entry. Donna commissioned a glass artist to create a work of gold leaf, metallic threads, coins, and paints on glass panels, which were then incorporated into the framing. The largest glass panel revealed TEN metallic threads woven throughout the leafing, radiating from one of the coins. The panel was mounted within a fillet, then mounted to another panel with coordinating colors. A second, smaller panel strip, was mounted with a coin within an opening to the left of the larger panel, and a third panel was mounted on top of the matting. The gold

and black frame surrounded a wide cove liner covered in black slubbed silk, and the mat surrounding the two panels was also covered in matching black silk. Eight coins were scattered around the cove liner, bringing the total number of coins to TEN. The frame was finished to recreate the feel of a closed round corner frame.

Bob Holcomb of Millennium Gallery, Redmond, took third place honors with his piece that commemorated the Tenth Star Trek movie "Nemesis". Bob used a t-shirt that was printed with the Nemesis logo, and surrounded the logo with a triple mat of medium blues with dark bevels, black fillet and a black suede top mat. Bob picked a black frame with a pattern that picked up the lines in the logo, and matched the designs at the corners. He used museum glass for glazing to finish the piece.



**Bob Holcomb of Millennium Gallery in Redmond**

location, colors, mascot, nickname, fight song, and the number of students. An opening at the center top of the mat displayed a card that titled the piece. Dick used a medium deep blue suede for the matting that brought out the common blue to each item in the shadowbox.

John Hughey of McDowell's U-Frame-It, Burien, entered a collage of ten highlights in someone's life, each also representing the numbers one through TEN. John envisioned a customer bringing in an assortment of memorabilia that a framer would have to unify into a cohesive collage.

*Six Intrepid and Creative Framers took the challenge.*

Vicki Hart of The Frame Makers, Tacoma, created a display frame for the shop that housed ten individually framed cross stitches. The framing of each cross stitch highlighted a shop specialty, such as carved mats, marbled papers, fillets, reverse bevels, painted/powdered panels and applied accents. The colors of the mats coordinated with the stitchery and with each other. The individual frames were attached inside the display frame in a quilt block pattern, imitating the patterns of the mini needle arts.

Dick Nelson of Firdale Gallery, Edmonds, had long wanted to frame his collection of 1984 Big Ten university Soda Cans. Dick created a deep shadowbox to house a TEN opening mat behind which were individual display boxes for the cans, and TEN openings for cards he created that specified the information about each university such as

WILLIAMSON • TRUVUE GLASS/MILIER MATBOARD • IMPORTS • CLARK DESIGNER WOOD & METAL • COLONIAL • BURNICH • FOAMCORE

**Designer Metals**

Profiles 85, 89, M3, M4 & X-Series in Stock.

MFA is able to drop ship any profile in Designer Metal straight to your business. We also carry Designer Contract Metals 905 & 975 profiles.

MFA, INC.



306 N. LAKE ROAD  
PHONE 800 344-7329 509 535-3440

SPOKANE WASHINGTON 99212  
FAX 800 344-5003 509 535-3466

Wholesale Distributor of  
*posters & fine art prints.*


*One Stop Shopping.*

*One Shipping Charge.*

*No Minimums.*

**1 800 323-8150**

**Fax (206) 624-8627**



### Meeting the Challenge continued

Each item was appropriately individually framed and then the ten frames were joined together to hang as one unit. Within the collage were a dollar bill, antique lace, a favorite quote, four four-cent stamps from a stamp collection, a cover from a memorable concert, a found artifact, a good card hand, a drawing from school years, a house number from the family home and a postcard that listed all of the items.

*Each entry was a winner  
and an inspiration to us all!*

Each entry was truly a winner, and each was both an inspiration and an incentive for the rest of us. Several of the entries could be used within ones store to highlight special framing techniques or illustrate how to frame a collection - all requests that we often hear from our customers. How wonderful to point to something on our walls and say to the customer "well, we could do something along the lines of this".

The EPFG would like to thank each of you who took the challenge and entered the contest.

Need Training For New Employees?

**SEE WHAT YOUR DOLLAR  
CAN DO IN CANADA**

**The Canadian Picture  
Framer's School**

#1, 20678 Duncan Way  
Langley, B.C.

Providing Excellence through instruction  
in picture framing for over 10 years.

Phone or Fax for more Information

**Phone: 604-533-5328**

**Fax: 604-533-9680**

### Hand Carved Mat Decoration (Brian Wolf's afternoon class)

Okay, here's the deal. When you take a class from Brian Wolf, you not only get his years of expertise at decorating mats, you get advice for living. He tells us to lighten up and slow down when hand-carving mats. (Wisdom for the ages?) He tells us not to laugh at other peoples foibles, it could just happen to you.

I first saw Brian carving mats in a Crescent booth in Dallas in the 80's and then took the hand-carved mat class. I was and still am amazed at how easy he makes it look. When you observe any maestro at work, it appears effortless and natural to them. So it is with Brian. But we know he has spent years at his art to become this maestro. So we leave the class, full to the brim with ideas and inspiration.

We got to take a ride down memory lane with him and his "Notebook" of designs he has carved. Anecdotes and humor rode along with us in the backseat. What a fun ride that was!

I find myself wondering, after all these years, how he comes up with new and innovative ideas for mat treatments. I remember him telling us years ago, that picture framers are "Decorative Craftsmen" and I still marvel at his decorations. I also wonder if in a few more years he will add yet another pair of glasses to his juggling act.

By Victoria Hart, CPF  
The Frame Makers

*Special incentives for new customers  
Call today for details!*

**OMEGA**

**MOULDING COMPANY**

Locally Represented by  
Rick Gorman

5698 Bandini Blvd.  
Bell, CA 90201

75 Austin Blvd.  
Commack, NY 11725

Voice Mail: 800-297-6643 ext 410  
Cell Phone: 503-781-2626

[www.omegamoulding.com](http://www.omegamoulding.com)

## FESTIVAL PHOTOS

Want to check out the photos from the festival? Go to: <http://www.clubphoto.com> and in the album search box, enter [pknoop@earthlink.net](mailto:pknoop@earthlink.net). Then, select the 2003 Education Festival album. Photos may be downloaded or copies purchased by following the site instructions. Enjoy!

**May 2003 meeting, The Museum of Glass**

The May meeting of the EPFG will be at the **Museum of Glass** in Tacoma. The meeting will be held on the third Thursday (Free Night) of the month, in conjunction with the Third Thursday Art Walk. The museum is open for this event from 5-8 p.m. and we will have a tour guide, one of the Docents, Vicki Hart, CPF of The Frame Makers.

The restaurant will be open and they may have a no-host wine bar available. All galleries and the hot-shop will be open. If you would like to pull up some more information on the museum, their web site is [www.museumofglass.org](http://www.museumofglass.org).

Hope to see you there.

**This information will repeat in the next issue of the newsletter with any updated information.**

**A Thank You**

The EPFG would like to recognize and thank Frank Larson, CPF, for years of behind the scenes work on the festival. You may not be aware that Frank has been newsletter editor, President, board member, past board and president, teacher, mentor and a host of other duties for more years than just about anyone else. Frank also does a lot of the signage and backup for our festival. We just ask, and Frank does, always cheerfully. Thank you, Frank!



*Quality Picture Frame Moulding*

1010 SW 41st St., Renton, WA 98055

**Tom Whipple**  
Sales Representative

Order: (800) 262-4174  
Voicemail: (800) 756-2184 ext. 217 Fax: (888) 423-1814

e-mail: [twhipple@studiomouldinginc.com](mailto:twhipple@studiomouldinginc.com)  
[www.studiomouldinginc.com](http://www.studiomouldinginc.com)



**Ben Edwards**

*District Manager - Framing Products*

1.847.537.3400 Messages: 1.800.624.7474 Ext.537.4264  
1.800.323.1055 E-Mail: [bedwards@crescentcardboard.com](mailto:bedwards@crescentcardboard.com)  
1.847.537.7153 Fax

100 W. Willow Road - Wheeling, Illinois 60090-6587 U.S.A.  
[www.crescentcardboard.com](http://www.crescentcardboard.com)



**Fabrics for Framers**

Specializing In

Fabrics - Liners - Adhesives  
Custom Wrapped Mat and Liners

Call Toll Free (888) 332-2749 Ask for Frank



**2003 MEMBERSHIP REGISTRATION FORM**

Yes, I'd like to join the Evergreen Picture Framer's Guild! Dues are \$55.00 per calendar year (March 1 2003-February 28 2004). I'll be able to attend all EPFG meetings at no charge, receive the monthly newsletter for free, be able to check out resource material from the EPFG library and attend any special events such as the EPFG Education Festival in March at a reduced member price. As an option, I can choose to only receive the monthly newsletter for a cost of \$15.00 per year.

*Picture Framers Guild*

Dues \$55.00

Newsletter only \$15.00

Gallery/Shop Name: \_\_\_\_\_

Address: \_\_\_\_\_

City: \_\_\_\_\_

State: \_\_\_\_\_

ZIP+4 \_\_\_\_\_

Phone(\_\_\_\_) \_\_\_\_\_

Fax \_\_\_\_\_

e-mail: \_\_\_\_\_

Web Site http: \_\_\_\_\_

Contact Person(s): \_\_\_\_\_

Please make your check payable to EPFG and mail your check with this form to: Lynn Clark, EPFG Treasurer, c/o Lake City Picture Framing, 14028 Lake City Way NE Seattle, WA 98125

Questions? Contact Molly Boone, EPFG President (206) 625-0711 or e-mail: [mollycpf@aol.com](mailto:mollycpf@aol.com)

Or contact: Hope Reimer, EPFG Secretary (360) 629-3181 or e-mail [reimer@camano.net](mailto:reimer@camano.net)

**STACKED FRAMES**

Ray's afternoon class was heavily attended and excellent as well. Ray obviously brought a wealth of personal experience to this class. On hand were many corner samples showing a wide variety of methods for attaching one frame to another to create a stacked moulding set. In addition to the obvious offset clips and toe-nailed brads, Ray showed a screw-eye attachment technique, several very sturdy ways to use staples alone and with driven points or brads, and the cool Fletcher Multi-Master points with a small screw. Each technique has its own applications and appeals.

Many people thought the show stopper was Ray's way of Flipping a standard, everyday moulding by 90 degrees, so that its normal top now becomes the outside of the frame, and the rabbet faces up or away from the wall. Making the corner joins requires positioning the moulding "incorrectly" in the saw or chopper. Not all mouldings are well-adapted for this creative option, the most obviously suited being basically wider flatter profiles. Once assembled, the forward facing rabbet accepts a second, normally assembled frame. Ray's examples were great, and it was an eye opener to many who had used these same mouldings for years and years.

**SANITY FOR E-MAIL, SPAM,  
VIRUSES & PESTS**

John's seminar featured a laptop and large monitor connected through a phone line in the classroom to the Internet. With this, we explored a variety of solutions and defenses designed to protect us from the threats and hassles of everyday life on the Internet. The first step was to ensure that your computer's version of Windows or Mac OS and your Internet browser and e-mail software were all up-to-date with all required security patches. Certain parts of Windows can be turned off to further protect your on-line experience. Finally, a solid firewall (a software program that mediates between the computer and the Internet) must be installed.

Many people thought the show stopper was when John's installed firewall software stopped an attempt by a computer in Japan from connecting to the laptop in the classroom. Now that he had our full attention, we updated the virus protection software, downloaded an e-mail message known to contain a virus to watch the protection work, and discussed the options and reasons for John's recommendation of moving away from the dominant e-mail packages to one of several lesser known, yet absolutely excellent alternatives.

*Continued on the next page*

**CRAIG PONZIO****CUSTOM FRAME COLLECTION**

*For more information on the Craig Ponzio Custom Frame Collection  
and other Larson-Juhl framing products,*

**Please call: 800-438-5031**

or

contact your Larson-Juhl sales Representative

**Paul Anderson**

800-223-0307 ext.456

N.W. Washington

**Joe Garitone**

800-223-0307 ext.455

Metro Seattle

**Pam Pare**

800-223-0307 ext.454

S.W. Washington

**LARSON · JUHL**



**WHEAT PASTE**

**AND RICE PAPER HINGES**


Paul's class on Wheat Paste and Japanese Paper hinges was a great review for some of us, and a good overview of "how to do it right". Starting with techniques and tips for starch preparation, and going on to each of us tearing the hinges to get a good feathered edge, we had an opportunity for some hands-on practice.

Frame Tec, Inc., Of Eugene OR, had provided samples of their new product, "nori" which is Japanese for paste. Nori is a premeasured, prepared sterile wheat paste packaged in sealed tear-open packets containing enough for several pieces of art, and it has a long shelf life. We used this paste to practice pasting our hinges onto a piece of bond paper. Some of us need more practice, as there was noticeable "cockling" of the paper! Handouts detailing the class were provided to keep as a future reference. All in all, a class well worth the time.

**SANITY FOR E-MAIL, SPAM CONTINUED**

The final solutions consisted of putting our business on a world-wide professional level with our own domain name and unlimited e-mail boxes, all of which we can completely control as needed. The attractions of this solution are two-fold: never having to change e-mail addresses again, and having all e-mails sent to our own .com business address rather than the generic aol.com etc. For less than \$50 per year, you can use this excellent solution to look professional to the world.

**NOW AVAILABLE**



Did you know that the EPFG now has Aprons available for purchase. There is a choice of Navy Blue or Black. The Evergreen logo is stitched onto the front in green and gold. The cost of the Apron is a very reasonable \$20 (tax is included). This apron is adjustable to fit any size. The strap is slipped through the body of the piece enabling it to be adjusted for any height.

The aprons will be available for viewing and purchase at the General meetings.

To purchase one or more send \$20 for each one to:

Lynn Clark (EPFG)  
 Lake City Picture Framing  
 14028 Lake City Way NE  
 Seattle, WA 98125

**Make your check payable to EPFG**

Colorplak

**Ted Yabut**

**Colorplak of Seattle Inc.**  
 17830 NE 65th Street  
 Redmond, WA 98052

phone 425.883.1780  
 toll free 800.305.1953  
 fax 425.883.1880  
 ted@colorplak.com


H.C. La Marche Ent. Inc.  
 La Marche Moulding



**Heather Schelling**  
 Sales Representative

4023 E. Sumac Drive, Spokane, WA 99223  
 (509) 939-3095 FAX (509) 443-0154

U.S. & Canada (800) 421-1206  
 25372 Commercentre Dr. \* Lake Forest, California 92630  
 Local: (949) 454-3700 \* Local Fax: (949) 454-3710  
 hischelling@hotmail.com \* www.lamarchemoulding.com



PACIFIC

FRAMING SUPPLY

695 Edgewater St. N.W.  
 Salem, Oregon 97304  
 Phone: 1-800-872-4445  
 FAX: 1-503-363-7273  
 21828 87th Ave. S.E.  
 Suite H  
 Woodinville, WA 98072  
 Phone: 1-800-792-3202  
 FAX: 1-206-486-4978



UNIVERSAL

Framing Products

Neal Bartlett  
 Vice President of Sales and Marketing

12432 Foothill Boulevard - Sylmar, CA 91342  
 Telephone (818) 686-0700 Toll Free (800) 668-3627  
 Fax (818) 686-0766  
 www.universalframing.com

## HELPFUL HINTS

### *Colored Mouldings*

For those that have tried to use mouldings that are very colorful, there always seems to be the problem of how to touch up the corners.

I was visiting a local framer/friend and I got a great tip from Betty Clinkenbeard of Expressions in Bellevue. Crayons. Yes, crayons will fill in those corners and as everyone knows, there are a plethora of colors to choose from. For some time I had hesitated putting up the new Le Cirque mouldings from Larson Juhl (you know the ones, very fun and colorful) for the very reason that I didn't know how I would deal with touching up the corners. I now have the Le Cirque mouldings on my wall and have even used a couple of them for customers pieces. The crayons work great.

### NEW MEMBER

Ian Phillips  
4602 Basswood Court SE  
Port Orchard, WA 98366  
360-871-4773  
360-649-2597 cell

Ian Reps for:  
**AMPF, AMCI, Gullo Moulding,  
Epoch Arts Photo Frames,  
Maris-Taylor Clocks and Gifts**

## Famous Quote

*"Imagination is more important than knowledge. Knowledge is limited. Imagination circles the world."*

*ALBERT EINSTEIN*

## max moulding

**Jerry Taketa, & Lynn Taketa**

Sales Representatives  
1-800-598-0329

1835 W. 205th Street \* Torrance, Ca 90501  
Phone (310) 320-4688 \* (800) 282-9966  
Fax (310) 320-0510 \* (888) 673-7629

3600 Cobb International Blvd. \* Atlanta, GA 30305  
Phone (770) 218-3871 \* (888) 883-6055  
Fax (770) 218-1068 \* (888) 883-6056  
www.maxmoulding.com

## CONGRATULATIONS!

**Our very own  
BEN EDWARDS  
of Crescent Cardboard was Awarded  
the Crescent National Salesperson of  
the year Award for 2002.**

Well done Ben!

Nielsen Bainbridge

**RAY MILES**  
Regional Manager

[rmiles@nbframing.com](mailto:rmiles@nbframing.com)

voice mail:  
800-524-0434 Ext. 8429

«NURRE CAXTON»

## Jayeness Moulding Co.

**Same day service!**

2828 4th Ave. S. Seattle, WA 98134

206.292.9664

Wholesale Picture Frame Supplies

206.423.6287

**Classified Ads**

To Place an ad contact Bob 425-895-8822 exafixer@yahoo.com Deadline, 20th of the

**FOR SALE:** Full Service Frameshop Eastside, all fixtures and equipment included. Great time to be your own boss. \$65,000 Interested parties contact [custframe@AOL.com](mailto:custframe@AOL.com) for mor information.

**Cassese CS910 Joiner** \$ 950.00, Carona **Vacuum Press** 40x60 Like New \$700.00, **Fletcher 1100 Oval Mat Cutter**, Like New \$350.00, Ideal 1110 Free Standing **Mat and Paper cutter**, works true, \$1000.00, Senco SJS **Staple Guns** w/staples \$50.00each, **Trac Shrink Wrap System** \$125.00, Craftsman **Motorized 10" Bench Press** \$60.00, Currently released **Quality Prints, Hundreds to Choose from**, all below Distributor Prices. **Call John 206-284-7200**

**Metal Saw**, 10 inch blade, comes with extra blades. \$400.00 OBO.  
Contact: **Lynn Clark 206-363-2100**

**For Sale: Art Gallery & Custom Framing Business** High End Custom Framing - In the heart of Downtown Gig Harbor. \$69,500 Contact: **Gig Harbor Realty Inc. 206-851-9134**

**60" Fletcher 3000 Wall Cutter**, Three years old, Like New, Good Working Order **Make Offer**  
Contact: **Carey Ross 206-682-8580**



**FRAMERS' INVENTORY**

Check out our Web Site

[www.framersinventory.com](http://www.framersinventory.com)

**\*WOOD MOULDING\***

Bay, Framers' Inventory, LaMarche, Max, Roma

**\*METAL MOULDING\***

Nielsen

**\*MATERIAL\***

Bainbridge, Crescent, Rising, Tru Vue

**\*GLASS & FOAMBOARD\***

Tru Vue

Bainbridge, Bienfang, & Hart

**\*EQUIPMENT\***

C&H, Eclipse, Fletcher Mitre Mille, Seal/Hunt Mounting

**\*SERVICE\***

Delivery in Portland & Seattle Metro areas, Overnight chop service.

Sales representative Mike Ouellet ext. 420

5000 SE 18th AVENUE, PORTLAND, OREGON 97202  
LOCAL (503) 236-9293 - TOLL FREE (800) 543-2467  
FAX (503) 238-3899

**NATIONAL GLASS**

17030 WOODINVILLE-REDMOND ROAD, WOODINVILLE, WA. 98072

**TRU VUE AND AETNA SERIES GLASS.**

**WASHINGTONS' ONLY SUPPLIER OF DENGLAS PRODUCTS,**

**EZ AR AND IMAGE PERFECT MUSEUM GLASS.**

**CUSTOM BEVEL MIRRORS.**

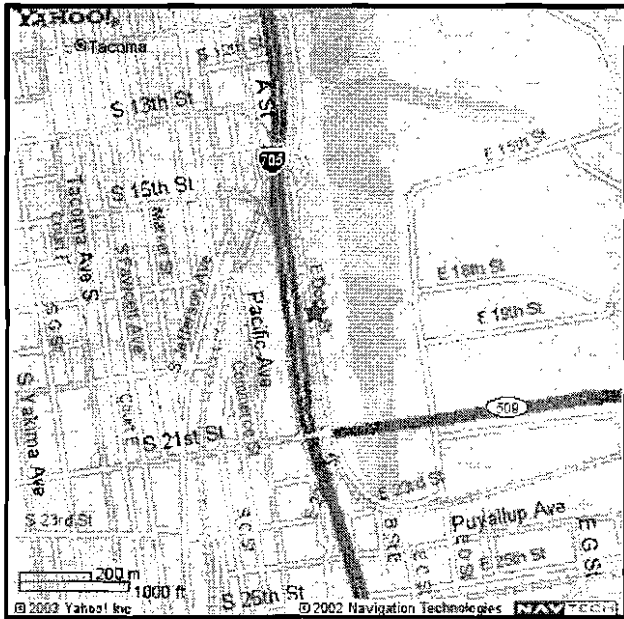
**CONSERVATION, CLEAR AND NON-GLARE ACRYLIC.**

**SELECT GLASS AND ACRYLIC CUT-TO-SIZE.**

**FOAM-X, HEAT ACTIVATED AND PRESSURE SENSITIVE  
FOAM-X.**

**KAPA BLOC, THE BEST IN MOUNTING TECHNOLOGY.**

Call (425) 488-8126 \* (800) 521-7061 \* FAX (425) 488-3712



2003

**MAY 15**  
General Meeting  
Museum of Glass  
Tacoma

**JUNE 10**  
Board  
Meeting

**JULY 8**  
General Meeting  
William Bounds  
Gallery  
Burlington

**AUGUST 12**  
Board  
Meeting

**May 15**  
**Museum of Glass**

**1801 East Dock Street**  
**Tacoma, WA 98402-3217**  
**253-284-4750**  
**1-866-4MUSEUM**

**Directions to Museum of Glass**

*From I-5 (N or S) take the I-705 north exit (#133), City Center. (You will pass the Museum on your right.)*

*Continue and take the Schuster Parkway exit; remain in the left lane. Turn right (east) at the first light onto South 4th Street, which becomes East Dock Street.*

*Drive about 1 mile on Dock Street.  
Park at the Museum of Glass on the left.*

Evergreen Picture Framers's Guild  
6523 California Ave. SW #104  
Seattle, WA 98136



PRSRT STD  
U.S. POSTAGE  
PAID  
Seattle, WA  
Permit number 1013

See page two for address changes.

*ATTENTION: FRAME SHOP*