



EPFG

APRIL 2004

Free to EPFG Members  
\$1.25 for nonmembers.

Serving Washington  
& Alaska

## Evergreen Picture Framer's Guild

May 11th General Meeting  
Lake City Picture Framing  
Seattle, WA

### POST EPFG EDUCATION FESTIVAL PART I

Well, we all had a great time at the 11th Annual EPFG Spring Education Festival. This issue and the next will cover many activities of the event filled day. We had a great attendance again this year. Thanks to everyone who came.

The day always goes by so quickly. There never seems to be enough time to visit with everyone and take the classes you want. Thankfully, with the long Luncheon and the Social Hour afterwards, there is ample opportunity to reconnect with some that you may not get to see as often. It's always a pleasure to see all the familiar faces and exciting to meet the new attendees.

I hope everyone enjoyed the Luncheon. We gave away several great door prizes. Full coverage of the Luncheon and the prizes will be covered in these next two issues of the newsletter.

The Board and Officers would like to thank Paul Knoop, CPF and Frank Larson for their continued support of the Guild. Thanks again Frank for doing that "one" thing.

Our next meeting will be in May on the 11th. Lynn Clark of *Lake City Picture Framing* has kindly offered to host the meeting in her store. I hope you'll plan to attend, should be a great meeting, details about the meeting can be found inside.

The Festival always takes organization to put together. Thankfully, a lot of the chores are divided up among the Officers and Board Members so that it really doesn't hurt any one person. Of course, we couldn't get all of this done without the expert help of those that have "gone before". As I already mentioned, Paul Knoop and Frank Larson were a great help again this year. But I would be remiss in my duties if I didn't mention the ever willing to offer help (and space) Lynn Clark. Also not forgetting the super organized abilities (with the memory of twelve elephants) Terry Scidmore. Thanks to these four volunteers, this year's Education Festival went on without any major problems.

Terry Scidmore, CPF of *The Mitered Corner* was in charge of the Framing Competition again this year. Well done Terry. We had nine entrants this year, a really varied bunch of ideas. It's always great to see the different, and unique, ideas that show up at the competition.

Well, plans are already in the making for next year! The 12th Annual Education Festival will be held on March 20, 2005. Mark your calendars now.

For those that didn't attend the Festival, if you haven't renewed your EPFG Membership, please do it right away. We'll be sending the Member Packages out soon and you won't want to miss out.

*April 2004 Issue*

CONTACT INFORMATION

**Membership Dues**  
**Advertising Payments**  
 June Bounds, EPFG Treasurer  
 c/o William Bounds Gallery  
 160 Cascade Place, Suite 103  
 Burlington, WA 98233  
 360-404-2002 e-mail:  
[william@williambounds.com](mailto:william@williambounds.com)

**Change of Address**  
 Paul Knoop  
 1054 Berkeley Ave.  
 Fircrest, WA 98466  
 253-279-2598  
 c-mail: [pknoop@earthlink.net](mailto:pknoop@earthlink.net)

**Classified Ads**  
 Free for EPFG Members. \$15  
 for non-members.  
**Display Ad Artwork**  
 Digital Artwork is preferred.  
 Submit via e-mail or on disk.

**Newsletter Ad Copy**  
**& Classified Ads**  
 Bob Holcomb  
 c/o Millennium Gallery  
 16118 NE 87th Street  
 Redmond, WA 98052  
 425-895-8822  
 e-mail: [exafixer@yahoo.com](mailto:exafixer@yahoo.com)

*Newsletter  
 Deadline  
 20th of the  
 month*

*What's Inside*

Page 2	Contact Info. & Officers
Page 3	President's Letter
Page 4	Reading Glasses Article
Page 5	Festival Highlights & More
Page 6	Morning Class Information & Times
Page 7	Afternoon Class Information & Times
Page 8	Framing Competition & Print Info.
Page 9	Framing Competition Judging Criteria
Page 10	Framing Comp. Description Form
Page 11	Classified Ads
Page 12	Calendar of Events & Map



*Quality Picture Frame Moulding*

1010 SW 41st St., Renton, WA 98055

**Tom Whipple**  
 Sales Representative

Order: (800) 262-4174  
 Voicemail: (800) 756-2184 ext. 217      Fax: (888) 423-1814

e-mail: [twhipple@studiomouldinginc.com](mailto:twhipple@studiomouldinginc.com)  
[www.studiomouldinginc.com](http://www.studiomouldinginc.com)



9400 West 55th Street  
 McCook, Illinois 60525  
[www.tru-vue.com](http://www.tru-vue.com)  
 tel: 708.485.5080 ext. 2720  
 toll free: 800.621.8339  
 fax: 206.723.6082  
 e-mail: [lgarrett@tru-vue.com](mailto:lgarrett@tru-vue.com)

**LINDA GARRETT**  
 District Sales Manager

Picture Framing Products Division of Apogee Enterprises, Incorporated 



Crescent Cardboard Company, L.L.C.

**Ben Edwards**  
 District Manager - Framing Products

1.847.537.3400  
 1.800.323.1055      Messages: 1.800.624.7474 Ext.537.4264  
 1.847.537.7153 Fax      E-Mail: [bedwards@crescentcardboard.com](mailto:bedwards@crescentcardboard.com)

100 W. Willow Road - Wheeling, Illinois 60090-6587 U.S.A.  
[www.crescentcardboard.com](http://www.crescentcardboard.com)

2  
0  
0  
3  
-  
2  
0  
0  
4  
E  
P  
F  
G  
O  
F  
F  
I  
C  
E  
R  
S

<b>President</b>	
Molly Boone, CPF Seattle Art Supply	<a href="mailto:mollycpf@aol.com">mollycpf@aol.com</a> 206-625-0711
<b>Vice President</b>	
<b>Position Open</b>	
<b>Treasurer</b>	
June Bounds, CPF William Bounds Gallery	<a href="mailto:william@williambounds.com">william@williambounds.com</a> 360-404-2002
<b>Secretary</b>	
Hope Reimer Insignia Art Services	<a href="mailto:frames@camano.net">frames@camano.net</a> 360-629-0156
<b>Board of Directors</b>	
John Ferens FerenSoft	<a href="mailto:epfg@ferensoft.com">epfg@ferensoft.com</a> 206-282-1775
Kitty Ross Frameworks Gallery	<a href="mailto:framewrk@pacifier.com">framewrk@pacifier.com</a> 360-425-2042
Bob Holcomb Millennium Gallery	<a href="mailto:exafixer@yahoo.com">exafixer@yahoo.com</a> 425-895-8822
<b>Past President</b>	
Paul Knoop, CPF	<a href="mailto:pknoop@earthlink.net">pknoop@earthlink.net</a> 253-279-2598
<b>Librarian</b>	
Paul Knoop, CPF	<a href="mailto:pknoop@earthlink.net">pknoop@earthlink.net</a> 253-279-2598
<b>Newsletter Editor</b>	
Bob Holcomb Millennium Gallery	<a href="mailto:exafixer@yahoo.com">exafixer@yahoo.com</a> 425-895-8822



## Our President's Pen

by Molly Boone, CPF, EPFG President

Hi Everyone!

What an awesome day! The Evergreen Picture Framer's Guild Education Festival was a wonderful event! If you didn't join us, you missed out! The classes all got terrific reviews, the framing competition had examples of outstanding craftsmanship and design, the lunch was delicious and the happy hour went on for *hours*! For those of us that did attend, well, you already knew all this. I hope you had a lot of fun and learned some new things to make yourself a better framer and businessperson. Spread the word! We want more people to join us next year!

Speaking of joining, we are looking for individuals who may be interested in becoming a more involved member of the guild. We need officers and board members to participate in the running of this guild. You know it isn't *magic* that makes this all happen, it's a dedication to the industry and to education in the industry. If you've experienced it on the receiving end, you may be interested in experiencing it on the giving end. I'll tell you, it's very gratifying and a whole lot of fun. If you're not sure if this would be something you'd like, but *might* be interested, then join us for a board meeting. They usually happen on the first Tuesday of the month that we don't have a General Meeting. But, you can always call me and find out when and where. We're always happy to have new blood at our meetings. We know how it all needs to come together, but we sometimes don't tend to have the freshest ideas and always are looking for another perspective. If you have fun and decide you want to contribute more, you may consider joining us in a more *official* manner, as an officer or board member! You never know unless you try!

Consider it! We really do have a lot of fun and, even though we are all busy, we make time to contribute to *our* guild. Why don't you?

We'll see you all at our next General Meeting in May at *Lake City Picture Framing* where we will see a demo of Fletcher's new tool, the Attach-EZ and Shadowbox-EZ. It should be fun! I've been wanting to see how that thing works! See you there.

Your Pres., Molly

Below: Attendees make their selection  
for Popular Choice in the Framing Competition



Above: l. to r. John Ferens, Barbara Mercer  
and Kay Kann enjoy the luncheon.

### 11TH ANNUAL FESTIVAL COVERAGE

On the next pages, you will find various articles about the day's activities. Each class will have a small write-up and there will be articles about the luncheon, the door prizes (and who got them), the social hour, the framing competition (and who won what) and special events of the day. Some of these articles will be found in the May issue of the newsletter.

#### **DRY MOUNTING BASICS**

taught by Molly Boone, CPF

Mounting is an integral part of the work done in any frame shop. Understanding the different types of mounting processes, the techniques, adhesives and substrates used to successfully mount an item, and the appropriateness of the mounting process for the item can be a little difficult. Molly focused on the process of dry mounting - a mounting method using heat activated adhesive under pressure.

Molly covered the kinds of presses and tools that are used in dry mounting, and stressed the importance of keeping the equipment clean and properly adjusted. She explained that successful dry mounting depends on the correct combination of temperature, pressure, time and humidity. Pre-drying all materials, except for the dry mount film, is essential for achieving a successful mount when using a dry mount press, while a vacuum press removes the moisture from the art and mounting substrate during the mounting process.

Molly also demonstrated several methods of tacking the art and mounting film depending on the needs of the art (using the z tack method for a glossy photo), or the design (floating a piece). After the most common uses of the types, Molly invited each of us to mount a photograph on foam core. While we mounted our pictures, we discussed items that are tricky to mount, and adhesives or films used for special applications.

*by Terry Scidmore, CPF*

#### **DJ WHOLESALE FRAMERS SUPPLY, INC.**

*Pursuing Perfection in Quality & Service*

#### **Hedie Manske**

*Sales Representative*

2504 Sundance Suite H  
Nampa, Idaho 83651

Order Phone: 800-657-6454  
Telephone: 503-307-7251  
Fax Line: 208-465-5786

Need Training For New Employees?

## **SEE WHAT YOUR DOLLAR CAN DO IN CANADA**

### **The Canadian Picture Framer's School**

#1, 20678 Duncan Way  
Langley, B.C.

Providing Excellence through instruction  
in picture framing for over 15 years.

Phone or Fax for more Information

**Phone: 604-533-5328**

**Fax: 604-533-9680**

### **BE A STAR**

**There are opportunities  
available for Members to host a  
meeting. If you would like to host  
a meeting, contact any of the  
Officers or Board members. The  
Guild offers \$100 to offset the  
cost of hosting a meeting.**

**max  
mounting**

**Jerry Taketa, & Lynn Taketa**

Sales Representatives  
1-800-598-0329

1835 W. 205th Street \* Torrance, Ca 90501  
Phone (310) 320-4688 \* (800) 282-9966  
Fax (310) 320-0510 \* (888) 673-7629

3600 Cobb International Blvd. \* Atlanta, GA 30305  
Phone (770) 218-3871 \* (888) 883-6055  
Fax (770) 218-1068 \* (888) 883-6056  
[www.maxmoulding.com](http://www.maxmoulding.com)


### Designing and Selling Decoratively Cut Mats

taught by Brian Wolf, CPF, GCF

One of the larger afternoon classes was all about designing and selling decoratively cut mats. The class was presented by Brian Wolf, CPF, GCF. The class was very informative to both hands-on and computerized mat cutting. Brian gave an overall view of what a cmc can do with very little adjustment to the basic layout design.

To begin, Brian showed how to lay out hand carved mats and explained the method he used to cut them. He also discussed decorative corners and angled corners. He also show the different looks that can be created by slight adjustments to the size of the corner and mixing an angled corner and a notched corner together.

Brian also showed examples of how to determine what mat size and design to use to obtain a maximum visual effect.



**Brian Wolf, CPF, GCF of Wizard International  
Demonstrating matting techniques to his class.**

He then showed examples of old "tried and true" styles and how to update them. Along with how to take old Victorian and art deco styles and use them on more contemporary pieces. He also described ways to make these old traditional methods work in today's framing. Brian asked, "Why invent new ways to display art when these have proven to sell well in the past?"

Brian also discussed ways to use decorative papers to enhance the artwork. Showing decorative corners on primitive pieces. How to determine colors and reveals of different colors in corners and using different size offset corners on the same piece for added interest. He also demonstrated floating one mat to create depth in the design.


Next Brian explained the benefits of weighting the bottom of the mat by 20-30% so that the picture doesn't appear to be "sinking".

There were also examples of hand cut tiles to enhance nameplates that had been made on the computer.

Using a Wizard mat cutter, Brian demonstrated how to use arches to follow the shapes in the art, especially photographs. With the help of ovals and corners he demonstrated ways to eliminate some of the uninteresting or damaged areas in a photograph.

And finally, Brian demonstrated several of the new features available for the Wizard.

*By June Bounds, CPF*



### EPFG 11th Annual Education Festival Framing Competition

This year's framing competition was an excellent display of unique ideas and creative designs. There were nine entries in the competition this year, the most we've had in a few years. It was great to see so many putting their creativity and workmanship to the test.

It was a close race again this year with talented framers vying for first, second and third places not forgetting Popular choice. The winners will be profiled in next month's issue of the newsletter, which will be out very soon.

This year's competition was to frame an old family photograph. It had to be conservation framed and could not be a copy of the original. The frame could not exceed two feet by two feet outside dimension.


There were so many different ideas displayed that it was truly amazing. We had an entry that had an eight sided frame and fillet. We had a shadowbox which incorporated other items along with the photo creating a special showpiece.

Each year the judges critique each of the entries and grade them on various aspects of design, workmanship and creativity among other topics.

It's no easy task to judge the entries. Each piece has to be inspected in many ways and pages long evaluation forms have to be filled out. Each judge rates an entry for any particular topic and the ratings are crucial in deciding the winning entries.

After all the ratings have been given, the entries' marks are totaled and added together. Only then can a winning piece be decided upon. This year, the judges were barely finished when the Luncheon started, that's close to three hours spent judging the entries!

Each entrant receives the judges forms showing how their work was judged. The judges often put comments on these forms as well. These can be invaluable for creating an even better entry for the next year's competition. Even if the person hasn't won a prize, there is so much to be learned from the experience that makes it all worthwhile.



**The Framing Competition Display was located in the Lunchroom.  
Attending members were able to cast their votes for Popular Choice before Lunch.**

**NOW AVAILABLE**



Did you know that the EPFG now has Aprons available for purchase. There is a choice of Navy Blue or Black. The Evergreen logo is stitched onto the front in green and gold. The cost of the Apron is a very reasonable \$20 (tax is included). This apron is adjustable to fit any size. The strap is slipped through the body of the piece enabling it to be adjusted for any height.

The aprons will be available for viewing and purchase at the General meetings.

To purchase one or more send \$20 for each one plus \$3 postage to:

June Bounds (EPFG)  
William Bounds Gallery  
160 Cascade Place, Suite 103  
Burlington, WA 98233


**Make your check payable to EPFG**

## Colorplak

**ColorLITE**  
**ColorFLOAT**  
**ColorBOX**  
**Crescent**  
**Classic**

**Laminate & Mount**  
**Laminate Only**  
**Dry Mount**  
**Canvas Transfer**

**Colorplak of Seattle Inc.**  
17830 NE 65th Street  
Redmond, WA 98052  
425-883-1780  
[ted@colorplak.com](mailto:ted@colorplak.com)




**NATIONAL GLASS**  
Nancy Cather  
SALES REPRESENTATIVE


17030 WOODINVILLE-REDMOND ROAD \* WOODINVILLE, WA 98072  
Tel (425) 488-8126 \* (800) 521-7061 \* Fax (425) 488-3712

**You've Been Framing Me Up...**

...so let's talk wholesale!



Limited Edition Giclee Prints  
Over 100 images in small and large sizes  
Archival ink on acid-free paper  
Call for a catalog and more information  
(206) 343-4101 studio [www.kdrew.com](http://www.kdrew.com)



### 2004 MEMBERSHIP REGISTRATION FORM

Yes, I'd like to join the Evergreen Picture Framers Guild! Dues are \$55.00 per calendar year (March 1 2003-February 28 2004). I'll be able to attend all EPFG meetings at no charge, receive the monthly newsletter for free, be able to check out resource material from the EPFG library and attend any special events such as the EPFG Education Festival in March at a reduced member price. As an option, I can choose to only receive the monthly newsletter for a cost of \$15.00 per year.

**Dues \$55.00**

(Includes Newsletter)

**Newsletter Only: \$15.00**

Gallery/Shop Name: \_\_\_\_\_

Address: \_\_\_\_\_

City: \_\_\_\_\_ State: \_\_\_\_\_ ZIP+4 \_\_\_\_\_

Phone(\_\_\_\_) \_\_\_\_\_ Fax \_\_\_\_\_ e-mail: \_\_\_\_\_

Web Site http: \_\_\_\_\_ Contact Person(s): \_\_\_\_\_

Please make your check payable to EPFG and mail your check with this form to: June Bounds, EPFG Treasurer  
c/o William Bounds Gallery 160 Cascade Place, Suite 103 Burlington, WA 98233  
Questions? Contact: Molly Boone, EPFG President (206) 625-0711 or e-mail: [mollycpf@aol.com](mailto:mollycpf@aol.com)  
Or contact: Hope Reimer, EPFG Secretary (360) 629-0156 or e-mail: [reimer@camano.net](mailto:reimer@camano.net)



## FRAMERS' INVENTORY

Check out our Web Site

[www.framersinventory.com](http://www.framersinventory.com)

### \*WOOD MOULDING\*

Bay, Framers' Inventory,  
LaMarche, Max, Roma

### \*METAL MOULDING\*

Nielsen

### \*MATBOARD\*

Bainbridge, Crescent, Rising, Tru Vue

### \*GLASS & FOAMBOARD\*

Tru Vue  
Bainbridge, Bienfang, & Hart

### \*EQUIPMENT\*

C&H, Eclipse, Fletcher  
Mitre Mile, Seal/Hunt Mounting

### \*SERVICE\*

Delivery in Portland & Seattle Metro areas,  
Overnight chop service.

Sales representative Mike Ouellet  
ext. 420

5000 SE 18th AVENUE, PORTLAND, OREGON 97202  
LOCAL (503) 236-9293 - TOLL FREE (800) 543-2467  
FAX (503) 238-3899

## Frank's

### Fabrics for Framers

Specializing In

Fabrics - Liners - Adhesives  
Custom Wrapped Mat and Liners

Call Toll Free (888) 332-2749 Ask for Frank



33-02 48th Avenue - Long Island, NY 11101

Ian Phillips  
Sales Representative  
Cell: 360-649-2597

# NATIONAL GLASS

17030 WOODINVILLE-REDMOND ROAD, WOODINVILLE, WA. 98072

TRU VUE AND AETNA SERIES GLASS.

WASHINGTONS' ONLY SUPPLIER OF DENGLAS PRODUCTS,

EZ AR AND IMAGE PERFECT MUSEUM GLASS.

CUSTOM BEVEL MIRRORS.

CONSERVATION, CLEAR AND NON-GLARE ACRYLIC.

SELECT GLASS AND ACRYLIC CUT-TO-SIZE.

FOAM-X, HEAT ACTIVATED AND PRESSURE SENSITIVE  
FOAM-X.

KAPA BLOC, THE BEST IN MOUNTING TECHNOLOGY.

Call (425) 488-8126 \* (800) 521-7061 \* FAX (425) 488-3712



## May 11th General Meeting Lake City Picture Framing

This afternoon, I spent about two hours stitching an infernal number of tiny tatted things to a very sheer, pulled thread handkerchief. The handkerchief will be sewn to a fabric backing, becoming the bottom of a shadow box that will include a few tating shuttles. All the while I was stitching, I wondered if the Attach-EZ gizmo that we are going to see demonstrated at the May meeting at Lake City Picture Framing would have made short work of these tiny tatted terrors. Would it be invisible enough to use on the sheer fabric of the handkerchief? Would it be invisible enough that it wouldn't show through somewhere? I certainly intend to bring a few headaches to try it out on! Be sure and join us in May to check out this alternative way to mount.

*By Terry Scidmore, CPF*

Tuesday May 11th, will be your opportunity to see the **Attach-EZ** demonstrated in person. You will also get to see the **Shadowbox Attach-EZ** demonstrated. Bring some small item of fabric and you can try the tool yourself.

It's possible you'll realize that you've really been missing something.

As an added bonus, *Fletcher*, the maker of **Attach-EZ** has sent a special item to be given away during the meeting. You wouldn't want to miss your chance at that either.

The meeting starts at 7:30, but come a little early so you can visit with the other members of our great organization.

See you on the 11th.

You can't win if you don't attend!

**The EVERGREEN JACKPOT  
Will be \$175 at the May Meeting!**

You can't win if you don't attend!


## A Special Moment

During the Social Hour at the Festival, Molly Boone, CPF, our current President, decided she needed to stand on a chair for a few minutes. All the other Officers and Board members knew it was coming, but we didn't expect it to take this form. Several of the Officers were seen running for the exits at about this time.

As it turned out, Molly was about to make a special presentation to Paul.

As many of you know, Paul Knoop, CPF has been a loyal supporter of the EPFG. Not only has he been associated with the organization for many years, but he served multiple terms as President until Molly took over two years ago.

Paul has a vast knowledge of our industry and has willingly and gladly offered his help and knowledge to the EPFG. Even though Paul has stepped down from the role of President, and in fact has retired from his framing job, he has continued to show up at board meetings and at the General meetings. He's always full of helpful ideas and suggestions and often volunteers for jobs that would have to be done by other members.



In recognition of his continued support the Board and Officers elected to honor Paul with an Honorary Lifetime Membership in the EPFG. This is the first time the organization has done something like this. We all feel that Paul is a valuable asset to our organization and we hope to continue to benefit from his vast knowledge.

Thanks Paul for always setting the best example for the rest of us to follow!

# HELPFUL HINTS

One time I was framing a coil of wire from Apollo 13 in a shadowbox. The metal frame that I wanted to use was exactly the color and shine of the wire, but the 3/4" interior was too narrow to accommodate the coil, and there was only one profile available in that color. No woods came close.

I found that by dropping the backing of the frame down to the back of the metal moulding, I gained a shy 3/8" more for the shadowbox interior - just enough to accommodate the coil comfortably. I used extra hanger hardware around the back channel to hold the backing in. It was a quick, easy fix that I have used several times since when the interior of the metal frame was just a little too narrow.

Submitted by:  
Terry Scidmore, CPF  
*The Mitered Corner*

SEATTLE, WA 98133



**THE ART DOCTOR**  
RESTORATION OF OIL PAINTINGS, JAPANESE SCREENS  
ART ON PAPER, ART OBJECTS

NANCY G. WHITE  
Conservator

[ifixartdoc@aol.com](mailto:ifixartdoc@aol.com)

By Appointment  
(206) 783-9160

# PACIFIC

# FRAMING SUPPLY

695 Edgewater St. N.W.  
Salem, Oregon 97304  
Phone: 1-800-872-4445  
FAX: 1-503-363-7273  
21828 87th Ave. S.E.  
Suite H  
Woodinville, WA 98072  
Phone: 1-800-292-3202  
FAX: 1-206-486-4978

WILLIAMSON • TRUVE-GIASSMILLER MATBOARD • IMPORTS • CLARK  
DESIGNER WOOD & METAL • COLONIAL • BURNICH • FOAMCORE

## Now in stock at MFA!

*MFA, Inc. is now stocking framing accessories, hardware and tapes to mention a few of the items. For a complete list, please give us a call or stop by and pick one up.*



MFA, INC.



306 N. LAKE ROAD  
PHONE 800 344-7329 509 335-3440

SPOKANE WASHINGTON 99212  
FAX 800 344-5003 509 535-3460



# UNIVERSAL

## Framing Products

Brent Potinger  
Sales Representative

Cell 503-516-7905  
[brentp@universalframing.com](mailto:brentp@universalframing.com)  
Orders 800-668-3627  
[www.universalframing.com](http://www.universalframing.com)

# Jayeness Moulding Co.

**Same day service!**

2828 4th Ave. S. Seattle, WA 98134  
206.292.9664

Wholesale Picture Frame Supplies

206.423.6287

## Nielsen Bainbridge

RAY MILES  
Regional Manager

[rmiles@nbframing.com](mailto:rmiles@nbframing.com)

voice mail:  
800-524-0434 Ext. 8429

NURRE CAXTON

***Classified Ads***

*To Place an ad contact Bob 425-895-8822 exafixer@yahoo.com Deadline, 20th of the month*

**SEAL 500T Laminating Press** less than 25 hours of use, like new. 26" x 34" Platen.  
\$1495 - Call **Ari Step 360-379-5456**

**Paper Rolls for Cash Registers and Credit Card Machines** 41-rolls of 3" \$1.00 per roll, 50 - rolls of 3 1/8" \$1.00 per roll. All 91 rolls for \$68.00, average retail cost to buy like product is \$2.30 a roll. Also 44 - 2-part carbon rolls 2 3/4" by 85" 75cents per roll or \$25 for all.  
**Will bring to the Spring Festival in March for easy pick up or can be picked up at my store:**  
Lake City Picture Framing  
14028 Lake City Way NE  
Seattle, WA 98125 - **206-363-2100 ask for Lynn**

**JYDEN Chopper** with extension table and Extra Set of Blades. \$1100 - Call **The Gallery 360-534-0200**

**Framing Equipment:** Morso Chopper with three sets of blades \$800, Oval Master Cutter \$50, Compressor with hoses \$100, Corner Vise \$60, 4468 Seal Vacupress \$1995. **Office Equipment:** Computer/Keyboard approx. 2 yrs old \$100 each, Steel Storage Cabinets w/locking doors \$65, Bookcase \$45, 2 line telephones (3) \$5 -\$20, Credit card Machine Verfone/Omni 3200 \$100. **Fixtures:** Metal Frame sample display \$100, easels \$25-\$30, Mat Storage Cabinets (5) \$75, and MUCH MORE! Contact Frame Design Northwest 1420 NW Gilman Blvd Issaquah, WA 98027 **425-392-9727**.

**Dry Mount Press** Masterpiece 350 size 22 x 30 \$1250, Dry Mount Press (Foto Flat) \$675, Paper Cutter 32 x 38 \$150, **Jyden Chopper** \$1250

Assorted beautiful High Quality Italian Wood **Photo Frames** (gold, silver & wood) 3x5 to 16x20's, most 8x10's \$2 on up.

10' length mouldins, prices are excellent, plenty of 1/2" to 3" mouldings (gold, silver, wood)

**Contact: Kathleen Wolfe 206-542-5057**

**Frame shop closing** many items available including glass and matting.

**Jyden Chopper** with two spare blades, Flat File, **Cassise 830 Joiner**, C&H older mat cutter and C&H Glass and Mat Cutter, **SEAL 210M** 18x22mechanical press with tacking iron and materials included.

Best Offer  
**Contact: Brett 206-898-8233**

**CRAIG PONZIO**

**CUSTOM FRAME COLLECTION**

*For more information on the Craig Ponzio Custom Frame Collection and other Larson-Juhl framing products,*

**Please call: 800-438-5031**

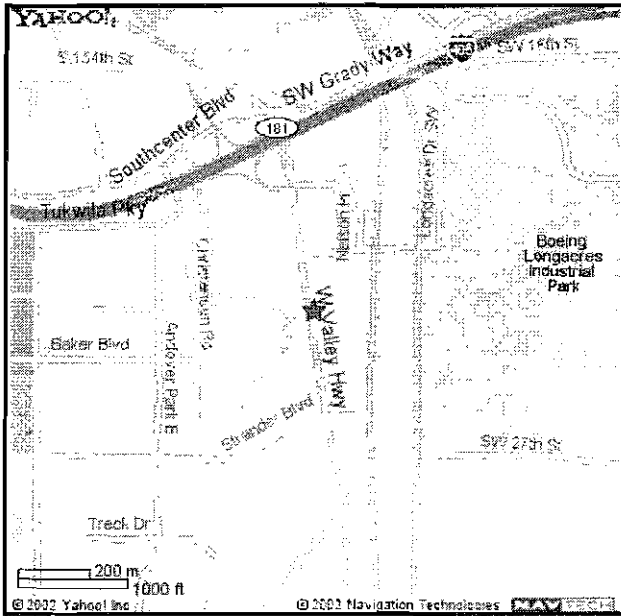
or  
contact your Larson-Juhl sales Representative

**Paul Anderson**  
800-223-0307 ext.456  
N.W. Washington

**Joe Garitone**  
800-223-0307 ext.455  
Metro Seattle

**Pam Pare**  
800-223-0307 ext.454  
S.W. Washington

**LARSON · JUHL**



2004	
<b>MAY 11</b> General Meeting Lake City Picture Framing	<b>JUNE 1</b> Board Meeting
<b>JULY 13</b> General Meeting William Bounds Gallery	<b>AUGUST 3</b> Board Meeting

**March 21st**

**General Meeting**  
**Lake City Picture Framing**  
**14028 Lake City Way NE**  
**Seattle, WA 98125**  
**206-363-2100**  
**Meeting Starts at 7:30**

**Directions to Lake City Picture Framing**

*Going South on I-5 take the NE 145th St./WA-523/5th Ave. NE exit, EXIT #175. Make a Left on 145th St. And a Right onto Lake City Way NE. Go about two-tenths of a mile.*

*Going North on I-5 take the WA-522 Exit towards Lake City Way/Bothell, EXIT#171. Continue on Lake City Way for 3.7 miles.*

*Lake City Picture Framing is on the East Side of the Street.*

Evergreen Picture Framers's Guild  
 6523 California Ave. SW #104  
 Seattle, WA 98136



See page two for address changes.

PRSRT STD  
 U.S. POSTAGE  
 PAID  
 Seattle, WA  
 Permit number 1013

*ATTENTION: FRAME SHOP*