



EPFG

**APRIL 2005**

Free to EPFG Members

\$1.25 for nonmembers.

**Serving Washington & Alaska**

*Sunday May 15th General Meeting*

*Clyde & Sylvia's Frames & Things*

Aberdeen, WA

## Evergreen Picture Framer's Guild

THE 2005 EDUCATION FESTIVAL

A SUCCESS!

### THE EDUCATION FESTIVAL

Well, 2005 will go down in the record books as one of the best Education Festivals we've had. Attendance was way up and everything went pretty smoothly.

There were nine entries in the framing competition. The variation in framing colors, textures and framing style was great. Each one unique and special on it's own.

The luncheon was filled with lots of good talk, great door prizes and satisfying food. The classes were well attended and overall a great success. The reviews were overwhelmingly good. The Social Hour was great fun as well.

Many of you may be asking "Hey what happened?". If you are one of those, be sure to check out the articles in this issue and in the expanded issue of the newsletter next month. Most of the classes and events will have some kind of write up. You'll find out some of what you missed. Maybe next year you'll take advantage of the Festival and journey to Tukwila to be with the rest of us. Plans are already underway for next year's event!

### THE MAY MEETING

The May meeting is being hosted by *Clyde & Sylvia's Frames-N-Things* in Aberdeen. The meeting is being held on a Sunday in the early afternoon. There is an article all about this meeting inside. Be sure to check it out and make your plans to attend.

Don't forget about the Evergreen Jackpot. The drawing will happen during the meeting in Aberdeen. This meeting we'll be drawing for a \$75 prize. Now wouldn't that top off the day! You can't win if you don't attend, so mark your calendar now. The date is May 15th.

### AND ON INTO THE YEAR

So, the new year in EPFG has gotten off to a grand start. The Education Festival is now over and we next concentrate on the upcoming meetings throughout the rest of the year. Meetings are planned for May, July, September, November and January (2006). That's only five meetings for members to attend over the next several months. Why not take advantage of these meetings and attend at least a couple of them. Show your support for the organization and get to know your fellow members better. We have many new members this year. How about attending the meetings to help welcome them into our group. We all were beginners at one time, and surely can remember what that felt like.

The Board will be continuing to work toward providing the best in education for our members. All the upcoming meetings are being planned with your best interests at heart. If you have a particular subject you'd like to have discussed, it's never too late to make a suggestion. The Board is always looking for ideas for meetings.

We would also like to ask for volunteers to host a general meeting. We still have a couple of meeting dates that haven't been spoken for. The May, July and November meetings have been decided. The September meeting is pretty firm, so that only leaves the January meeting. The Guild offers \$100 to help offset the cost of hosting a meeting. It's a lot of work but also a lot of fun. It's great to host a meeting and open your shop to the Guild members. What a fun and enriching experience. I know because I've hosted before. Personally, I love seeing other frame shops and getting to know the members better. What a wealth of information we have available to us in this organization. Contact any of the Officers or Board members to volunteer to host (page 2).

*April 2005 Issue*

<p><b>Membership Dues</b> <b>Advertising Payments</b></p> <p>June Bounds, EPFG Treasurer c/o William Bounds Gallery 160 Cascade Place, Suite 103 Burlington, WA 98233 360-404-2002 e-mail: william@williambounds.com</p>	<p><b>Change of Address</b></p> <p>Paul Knoop 1054 Berkeley Ave Fircrest, WA 98466 253-279-2598 e-mail: pknoop@earthlink.net</p>
<p><b>Classified Ads</b></p> <p>Free for EPFG Members, \$15 for non-members.</p> <p><b>Display Ad Artwork</b></p> <p>Digital Artwork is preferred. Submit via e-mail or on disk.</p>	<p><b>Newsletter Ad Copy &amp; Classified Ads</b></p> <p>Bob Holcomb c/o Millennium Gallery 16118 NE 87th Street Redmond, WA 98052 425-895-8822 e-mail: exafixer@yahoo.com</p> <p><i>Newsletter Deadline 20th of the month</i></p>

***What's Inside***

Page 2 **Contact Info. & Officers**  
 Page 3 **President's Letter**  
 Page 4 **2005 Framing Competition**  
 Page 5 **Framing Competition continued**  
 Page 6 **The May General Meeting**  
 Page 7 **Festival Class Write-ups**  
 Page 8 **The Re-Certification Class**  
 Page 9 **Sponsor Page**  
 Page 10 **Sponsor Page & Famous Quote**  
 Page 11 **Classified Ads & Helpful Hints**  
 Page 12 **Calendar of Events & Map**

2  
0  
0  
4  
-  
2  
0  
0  
5  
E  
P  
F  
G  
O  
F  
F  
I  
C  
E  
R  
S

**President**

Molly Boone, CPF  
Seattle Art Supply  
mollycpf@aol.com  
206-625-0711

**Vice President**

**Position Open**

**Treasurer**

June Bounds, CPF  
William Bounds Gallery  
william@williambounds.com  
360-404-2002

**Secretary**

Hope Reimer  
Insignia Art Services  
frames@camano.net  
360-631-9809

**Advisors to the Board**

Ray Miles - Nielsen Bainbridge/Nurre Caxton  
Terry Scidmore - The Mitered Corner

**Board of Directors**

John Ferens  
FerenSoft  
epfg@ferensoft.com  
206-282-1775

Lynn Clark  
Lake City Picture Framing  
lynn.clark@comcast.net  
206-363-2100

Bob Holcomb  
Millennium Gallery  
exafixer@yahoo.com  
425-895-8822

Tom Whipple  
National Glass  
twhip5@yahoo.com

**Past President**

Paul Knoop, CPF  
pknoop@earthlink.net  
253-279-2598

**Librarian**

Molly Boone, CPF  
Seattle Art Supply  
Mollycpf@aol.com  
206-625-0711

**Newsletter Editor**

Bob Holcomb  
Millennium Gallery  
exafixer@yahoo.com  
425-895-8822

**THE  
EVERGREEN  
JACKPOT**

At each EPFG general meeting, there is a drawing for \$25 and it grows by \$25 each meeting until someone wins. All you have to do is attend and you could win the jackpot. We didn't have a winner at the January meeting. That means the Jackpot will be \$75 for the May meeting. Sounds great! You could win, but only if you attend.

**HOST A MEETING**

There are opportunities available for Members to host a meeting. If you would like to host a meeting, contact any of the Officers or Board members. The Guild offers \$100 to offset the cost of hosting a meeting.

**EPFG APRONS**

Did you know that the EPFG now has Aprons available for purchase. You have a choice of Navy Blue or Black. The Evergreen Logo is stitched onto the front in Green and Gold. The cost of the Apron is a very reasonable \$20 (tax is included). This apron is adjustable to fit any size. The strap is slipped through the body of the piece enabling it to be adjusted for any height. To purchase one or more, send \$20 for each one plus \$3 postage to: June Bounds (EPFG) c/o William Bounds Gallery, 160 Cascade Place, Suite 103, Burlington, WA 98233 **Make your check payable to EPFG.**



## Our President's Pen

by Molly Boone, CPF, EPFG President

Wow, we had such a great turnout at the Festival! What a wonderful time we all had. I hope you were able to join us. We gained several new members this year as well! Our organization continues to grow. It's such a great feeling to work together with the other volunteers to "create" the Education Festival. What a rewarding experience to see the benefits this organization brings to it's members.

The Festival can't happen without the hard work and help of the Officers and Board members. Not forgetting the help of Paul Knoop, Past President and Terry Scidmore, past Secretary. Thanks to the Board, Officers and Paul and Terry for all their hard work.

We also have to thank all the Sponsors and Instructors. Without their help and financial support, this event would not be possible. There will be a list of the Sponsors and Instructors found inside the next issue of the newsletter. Be sure to check the list, and we hope you'll support the businesses that support our Guild!

As this year continues, please take time to attend some of the meetings that are planned for the rest of the year. We have five more opportunities for meeting together to learn something useful and to get to know our framing neighbors. You never know when these contacts will come in handy, or what else you may learn along the way.

Onward and upward! See you at the May meeting.

Molly

### DJ WHOLESALE FRAMERS SUPPLY, INC.

*Pursuing Perfection in Quality & Service*

**Diana Lunan**  
Sales Representative

Order Phone: 800-657-6454

Telephone: 208-466-2600

Fax Line: 208-465-5786

Cell: 503-307-7251

2504 Sundance Suite H  
Nampa, Idaho 83651

Crescent®  
Crescent Cardboard Company, L.L.C.

**Ben Edwards**

District Manager - Framing Products

1.847.537.3400

1.800.323.1055

1.847.537.7153 Fax

Messages: 1.800.624.7474 Ext.537.4264

E-Mail: [bedwards@crescentcardboard.com](mailto:bedwards@crescentcardboard.com)

100 W. Willow Road - Wheeling, Illinois 60090-6587 U.S.A.

[www.crescentcardboard.com](http://www.crescentcardboard.com)

## 12TH ANNUAL FRAMING COMPETITION

This year's Framing Competition was a little different than others have been. This year the "print" was a small Giclee Canvas. I was curious about how the image would be presented. The options are endless as we all know. Would it be stretched and framed with liners or would it be matted over like a regular paper print? What frame choices would there be? Would we have entries that used the same mat or frame? All these questions would be answered on the morning of the 12th Annual Education Festival.

This year there were nine entries in the Framing Competition. What a great turnout. It's no small feat to design and frame an item that will be on display for many other framers to view. It's no small thing to have your handiwork judged. Every little detail will be looked at, points will be given and if you're lucky, you just might take home a winning ribbon, oh and a little prize money as well!

Nine, count them nine, individuals decided to take the challenge. Ideas ranged from small traditional to the large and elaborate, with a couple of unusual ideas thrown in.


The image of the canvas was that of poppies. On one of the entries, a poppy was actually coming out of the framing! What a great effect. Another had a hand painted mat, what a lot of work and detail went into that. Several had multiple frames.

Each year the entries are judged during the morning classes and then the points are tallied and the winners are announced during the luncheon. This year's event was no different. After the judges spent almost three hours going over every detail of the entries, the totals were compared and the winners were picked. How exciting for everyone involved.

First place went to Bill Bounds, CPF of *William Bounds Gallery* in Burlington. Bill was also the winner of the Popular Choice award. That's the award that is chosen by the attending members. Each member is given a chance to view the entries and pick the one they think is the best. It's not unusual for the Popular Choice winner to be the First place winner as well. It just goes to show that our Judges know what they are doing. Hey, they're in the framing industry too!



Bill's piece had double fabric liners each with a silver fillet. The frame and fillets were from one of Larson-Juhl's lines, Tresora silver. The corners were impeccable and the fabric laid with the care of a surgeon. What a great example of fine framing!




Second Place was awarded to none other than June Bounds, CPF also of *William Bounds Gallery*. I'm sure June was relieved, and pleased, to win as Bill would have undoubtedly been unbearable to live with otherwise.



June's piece had a wonderful French Mat effect with double matting and was put under museum glass. The canvas was framed as a paper print would normally be framed. The colors were dramatic and the techniques well executed.

Third Place went to Chuck Poust of *Windjammer Gallery*. Chuck's piece was framed with a shadowbox



effect. Chuck stretched the canvas, and set it on a small easel that supported the piece in the center of the framing. The piece had great interest in the depth and presentation. A great idea, well executed.

The other entries were from frame shops all around the area. The remaining entrants were: Christine Gadroe of *Arts & Crafts Center*, Clyde Brown of *Clyde & Sylvia's Frames & Things* (they're hosting the May meeting), Barbara Mercer of *Edmond's Frame Design*, Terry Scidmore of *The Mitered Corner*, Donna Erwin of *Columbia River Gallery* and Laurie Cole of *The Offset Corner*.

The Officers and Board would like to thank all the entrants for their hard work and great designs. Each of these entries had ideas that were unique and inspiring. Just because an entry didn't win a prize doesn't mean that it wasn't well done. There can only be one First, Second and Third place winner.

We hope that each of these competitors will return again next year and show us their talents once again. Who knows what next year will bring?

Ideas and suggestions for next year's competition are now being accepted. Contact the newsletter editor.

## UPCOMING LOCAL ART EVENTS

### BAINBRIDGE ISLAND BLOWING IN THE WIND

A quarterly event happening the first Sunday of May from noon to 5p.m. themed "Blowing in the Wind".

Over 30 local artists and businesses participating.

For more information visit [www.artshum.org/artswalk](http://www.artshum.org/artswalk) or call 206-842-7901.

### PRATT 23RD ANNUAL ART AUCTION MAY 21, SEATTLE, WA

Every third Saturday in May, more than 700 friends gather at Pratt's Central District location to celebrate the arts and raise funds in support of many programs and facilities. In 2004, a record-breaking crowd bid on over 350 works donated by regional and national artists. For more information e-mail [auction@pratt.org](mailto:auction@pratt.org) or visit [www.pratt.org](http://www.pratt.org).

### ARTFEST 2005 JUNE 3-5, SPOKANE, WA

This year ArtFest brings together the regions finest arts and crafts people in the Brown's Addition Park, three blocks South of the MAC campus. This 20th annual event features music, hands-on arts activities, artist demonstrations, booths of fine arts and crafts and gourmet food booths. Details at [www.northwestmuseum.org](http://www.northwestmuseum.org) or call 509-456-3931.

## THE MAY MEETING, A SUNDAY!

Clyde & Sylvia's Frames-N-Things came into existence in March of 1997. With the demise of the woods industry in 1990-1991, and following over 20 years of working in the Shake and Shingle industry, many of them as business owner, Clyde and Sylvia Brown went back into the working force. Clyde's background, which included having achieved a college accounting certificate, as well as bookkeeping for various businesses led him to an accounting job with a Hardware and Construction Company. Sylvia went back into the medical field, managing the office of a local doctor, until she retired to care for ailing parents.

Clyde, who was looking for a hobby, saw an advertisement for the sale of equipment from a retired Aberdeen picture framer. He decided on the challenge of a new adventure and made the purchase, soon learning that he must carefully plan a space for a huge amount of equipment, mats and much more, that must be stored in a dry area. Clyde's woodworking room at the back of the garage, soon became a framing studio, as he moved his shop out to an exterior building on the spare lot. The retiring framer, advised on set up of equipment and came to teach one hands-on lesson. Clyde purchased how-to videos and books and was making great progress when his hours at his accounting job were cut to part-time due to the economy. This spurred the purchase of a business license and the hobby became a home located business. Shortly after, Clyde was totally laid off at his job, and with Sylvia unemployed as well, the two assessed the

situation and selected the most visible location available in downtown Aberdeen. Clyde completed a Larson-Juhl training course on how to do all that he does today. Displaying his prized framing certificate and hanging their prized few framed pieces they were on their way.

Sylvia incorporated antiques from home into the shop to set a theme for the overflow of depression glass they had acquired. Adding decor frames, tea accessories and gift items, consignment of pottery, wood carvings, and art made a good fit with the framing. Featuring local artists brings interest to the arts and is done regularly. Colorplak has been a good service for customers. Their most recent addition being Custom Awards, Trophies and In-house Engraving has brought work for a daughter-in-law, and attracts new customers. All of these things, along with quality workmanship and customer service, have earned the honor of Best Art Store in Twin Harbors (Grays Harbor and Pacific Counties) three years in a row.

Come join us on Sunday May 15th and see all that Clyde and Sylvia have incorporated into their business. Get ideas on how you too can expand what you offer and thus create a bigger customer base. If you have ideas to offer or items you sell that you'd like to share, please bring them as this will be a round table discussion. This is the first of our five General Meetings scheduled this year. How many will you attend. Make this the first! The meeting starts at 1p.m. Directions can be found on the back page of this newsletter.



## **2005 SPRING EDUCATION FESTIVAL CLASS REVIEWS**

### **IF YOU CAN'T HIDE IT PAINT IT RED**

**Instructor: Cris Pera of *The Artisan*, Lake Oswego, OR**

**Review by Hope Reimer**

Like bees to honey, Cris Pera coaxed her class with tables full of 'a framer's secret ingredients' and did we swarm! I especially appreciated the handout, "My Favorite Supplies" which I used to take copious notes regarding the myriad of finishing items I saw.

Equipped with enough 'stuff' to keep the entire class busy touching, reading labels and trying out the goods - it was a wonderful way to learn and experiment. Now I know how to get fly speck in a can (that would be with Distress) and I know where to get it! With all the cans, bottles and containers, Cris was kind enough to share, we all got the benefit of not having to purchase anything. Getting to see how some 50 or so products look when used and seeing the actual containers these specialty items come in was incredibly helpful. The anxiety of buying several Master Toner sprays is gone - I know just the color I need. I've always avoided using rottenstone because of the fine powder. Cris introduced us to a fabulous acrylic paint that contains rottenstone. And then there was the acrylic with suspended metals...ooh la la! Turning boring and plain mouldings into works of art didn't require red paint thanks to Cris, just some fun and imagination.

### **STRETCHING CANVAS TRANSFERS AND GICLEES**

**Instructor: Tekoah Buchanan of *Pear Framing*, Portland OR**

**Review by Hope Reimer**

The room was full as 22 of us drilled questions about canvas at Tekoah. We had only minutes to actually watch the process of canvas stretching because the room was so interested in the giclee process itself. Fortunately Tekoah is also well versed in the printing end of giclees (Pearl Publishing is part of Pearl Framing) so our questions were answered with a great deal of experience to back them up.

Tekoah took the attendees from the initial scan of the image to the pre-press (which is the color matching) and the printing process. Many of his comments came from the eye of the artist so that we could understand and educate our customers about the value of an A/P (artist proof), a limited edition and an open edition. Tekoah discussed optimum temperature and humidity controls when stretching, how to treat a canvas giclee with UV protection and how original works differ from giclees on canvas. "Don't water spritz your giclee on canvas!" Was just one of the many tips.

I feel armed and ready to ask questions about giclees on canvas when sourcing these for my customers. As for the actual stretching, Tekoah relieved a lot of my anxiety about how to get the stretch just right.

### **WORKING WITH CMC'S**

**Instructor: Brian Wolf of *Wizard International*, Seattle WA**

**Review by Terry Scidmore**

Brian's class covered some of the new features that are available in Wizard's Mat Designer 5.1 program. Brian began by explaining some of the differences between 5.0 and 5.1, remarking that 5.0 was such a complete change in software that many Wizard users were thrown by the differences from the earlier software versions. 5.1 builds on 5.0 but seeks to streamline the design process by allowing one to design, visualize and go to the cut screen without having to go to the editing screen first.

I have a really, old version of Wizard, so I was sure that I would be totally lost throughout most of the class. Remarkably, even I could follow most of the directions. I didn't end up yelling at the computer screen "where did you go, you %\$#& opening!), Although I hit the wrong key a couple of times and ended up in computer never never land.

Brian walked us through different features of the program. Utilizing some of the new templates that are part of 5.1 (angle array, comeback, and nouveau pillar), he had us remove and reconfigure parts of these designs using path trace. We also created an inset oval design in which we were able to select, delete and rejoin where we wanted the cutting to begin, end and resume.

I thought the array tab was great. In a few short steps, you can put in your openings, input the borders and spacing, and make everything balance. You can also draw a line around every opening on the screen to select it, instead of having to select one opening at a time. I loved the fan array ability - this is a function that lets you fan out the openings in a multiple opening horizontally or vertically. All in all a great and informative class.

**RE-CERTIFICATION CLASS**

Review by Julia M. Heinzmann, CPF (now re-certified!)

Have you visited the Picture Framer's Grumble recently? There is an interesting thread dealing with the CPF test and the requirement of re-certifying every four years. I have been following that thread because I recently had the opportunity to take the re-certification course offered in Seattle as part of the Evergreen Picture Framer's Guild Education Festival held in March. I say opportunity because even after twelve years in this fascinating industry, I still learn something new with every class.

After a brief introduction session, William Parker launched into the materials provided by the PPFA. I had just received the two inch thick binder of information a couple of weeks prior and panicked immediately thinking the re-certification involved another four hour test. No test taking involved-just practical information presented in an interactive format with the gracious Mr. Parker! Did you know honey was used as a binder in the inks of animation cels? Did you know that a lightly dampened chamois cloth will take the charge out of a piece of plexi? Discussion over whether this procedure would help with Museum glass was brought up and I will definitely try the next time I fit a project with Museum glass. Here's another tip: call University Products, 1-800-628-1912, for an excellent catalogue of archival products. More food for thought: Mr. Parker also showed us examples of framing from the MCPF test and why the techniques used were successful. Boosting everyone's confidence, he said we should all be in San Diego in September to sit for the MCPF test.

I brought up the Grumble thread because of two great quotes. The first, from Nona Powers: regarding the re-certification, "It's not a 'how to' class as much as a 'do you understand' class" and from Jim Miller, "The whole idea of the CPF, the MCPF or any other certification is to set yourself apart from others who may only pretend to be part of a profession". I wholeheartedly agree; in this competitive marketplace, continuing dedication to improving your knowledge about our industry will set you apart. Thank you to Larson-Juhl, PPFA and the Evergreen Picture Framer's Guild for providing this great opportunity.

# **NATIONAL GLASS**

**TRU VUE, AETNA, AND "NATIONAL CLEAR" GLASS**

**WASHINGTONS' ONLY SUPPLIER OF DENGLAS PRODUCTS**

**IMAGE PERFECT EZ-AR AND MUSEUM GLASS**

**STOCK AND CUSTOM BEVELED MIRRORS**

**CLEAR, CONSERVATION, NON GLARE ACRYLIC**

**SELECT GLASS AND ACRYLIC CUT TO SIZE**

**REGULAR, HEAT ACTIVATED, ACID FREE & SELF ADHESIVE FOME-COR**

**GATORFOAM - FOR HEAVY DUTY PROJECTS**

17030 Woodinville-Redmond Road  
Woodinville, WA 98072

Phone: 425.488.8126 or 800.521.7061  
Fax: 425.488.3712



*The Vineyard's*  
 A ROMANTIC, CASUAL APPROACH  
 TO BOUTIQUE DESIGN

**max moulding**

FOR MORE INFORMATION, PLEASE CALL US AT 1.800.282.9966  
 OR VISIT US AT WWW.MAXMOULDING.COM

**STUDIO MOULDING** *Quality Picture Frame Moulding*

1010 SW 41st St., Renton, WA 98055

**Virginia Cogdell**  
 Sales Representative

Order: (800) 262-4174  
 Voicemail: (800) 756-2184 ext. 217 Fax: (888) 423-1814

e-mail: [vcogdell@studiomouldinginc.com](mailto:vcogdell@studiomouldinginc.com)  
[www.studiomouldinginc.com](http://www.studiomouldinginc.com)

**TRU VUE**

9400 West 55th Street  
 McCook, Illinois 60525  
[www.tru-vue.com](http://www.tru-vue.com)  
 tel: 708.485.5080 ext. 2720  
 toll free: 800.621.8339  
 fax: 206.723.6082  
 e-mail: [lgarrett@tru-vue.com](mailto:lgarrett@tru-vue.com)

LINDA GARRETT  
 District Sales Manager

Picture Framing Products Division of Apogee Enterprises, Incorporated

**NATIONAL GLASS**

Tom Whipple  
 SALES REPRESENTATIVE

17030 WOODINVILLE-REDMOND ROAD \* WOODINVILLE, WA 98072  
 Tel (425) 488-8126 \* (800) 521-7061 \* Fax (425) 488-3712

**AMPF** **AMCL**

33-02 48th Avenue - Long Island, NY 11101

Ian Phillips  
 Sales Representative  
 Cell: 360-649-2597

**FRAMERS' INVENTORY**  
 Check out our Web Site  
[www.framersinventory.com](http://www.framersinventory.com)

\*WOOD MOULDING\*  
 AMPF, Bay, Framers' Inventory,  
 LaMarche, Max, Roma, Studio, Gryphon,  
 Design Guild, Universal

\*METAL MOULDING\*  
 Nielsen

\*MATBOARD\*  
 Bainbridge, Crescent, Rising, Tru Vue

\*GLASS & FOAMBOARD\*  
 Tru Vue, Acrylite  
 Bainbridge, Bienfang, & Hart  
 Fome Cor, Gatorfoam

\*EQUIPMENT\*  
 C&H, Eclipse, Fletcher  
 Mitre Mile, Seal/Hunt Mounting

\*SERVICE\*  
 Delivery in Portland & Seattle Metro areas,  
 Overnight chop service.  
*Orders taken until 4 p.m. for next day delivery.*

Sales rep. Mike Ouellet ext. 420

5000 SE 18th AVENUE, PORTLAND, OREGON 97202  
 LOCAL (503) 236-9293 - TOLL FREE (800) 543-2467  
 FAX (503) 238-3899

WILLIAMSON • TRUVUE GLASS/MILLER MATBOARD • IMPORTS • CLARK  
DESIGNER WOOD & METAL • COLONIAL • BURNICH • FOAMCORE

## Now in stock at MFA!

*MFA, Inc. is now stocking framing accessories, hardware and tapes to mention a few of the items. For a complete list, please give us a call or stop by and pick one up.*




MFA, INC.  


306 N. LAKE ROAD  
PHONE 800 344-7329 509 535-3440

SPOKANE WASHINGTON 99212  
FAX 800 344-3003 509 535-3466

SEATTLE, WA 98133



### THE ART DOCTOR

RESTORATION OF OIL PAINTINGS, JAPANESE SCREENS  
ART ON PAPER, ART OBJECTS

NANCY G. WHITE  
Conservator

[ifixartdoc@aol.com](mailto:ifixartdoc@aol.com)

By Appointment  
(206) 783-9160


# Jayness Moulding Co.

Same day service!

2828 4th Ave. S. Seattle, WA 98134  
206.292.9664

Wholesale Picture Frame Supplies 206.423.6287

# PACIFIC



695 Edgewater St. N.W.  
Salem, Oregon 97304  
Phone: 1-800-872-4445  
FAX: 1-503-363-7273  
21828 87th Ave. S.E.  
Suite H  
Woodinville, WA 98072  
Phone: 1-800-292-3202  
FAX: 1-206-486-4978


FRAMING SUPPLY

## Frank's

Fabrics for Framers

Specializing In  
Fabrics - Liners - Adhesives  
Custom Wrapped Mat and Liners

Call Toll Free (888) 332-2749 Ask for Frank



## UNIVERSAL

framingproducts

"Where Value is an Art!"

**Brent Pottenger**  
cell (503) 516-7905

P: 800.668.3627 F: 818.686.0766

# Famous Quote

*When you paint, look at your work in a mirror.  
When you see it reversed, it will appear to you  
like some other painter's work and you will be a  
better judge of its faults.*

*Leonardo da Vinci*

Nielsen Bainbridge

RAY MILES  
Regional Manager

---

[rmiles@nbframing.com](mailto:rmiles@nbframing.com)  
voice mail:  
800-524-0434 Ext. 8429

 NURRE CAXTON®

***Classified Ads***

*To Place an ad contact Bob 425-895-8822 [exafixer@yahoo.com](mailto:exafixer@yahoo.com) Deadline, 20th of the month*

**MULTIPLEX SWINGING PANEL WALL DISPLAY,**  
11 Velcro Panels @ 30 x 40, great for sample display. \$195.  
**VACUUM PRESS,** 40 x 60, sturdy and functioning, you  
haul it, it's yours. **541-389-9196 (Bend, Oregon) or**  
**E-mail: [sunbird@empnet.com](mailto:sunbird@empnet.com)**

Well established **gallery and custom framing business** in  
Historic Downtown Bozeman. Profitable, turnkey business  
opportunity with great potential for growth. Specializing in  
original art by recognized regional artists including  
paintings, sculpture, photography and pottery, plus  
furniture, fixtures, equipment, inventory and respected  
company name. Assumable lease on a high traffic block of  
Main Street in the city center district of this expanding and  
upscale mountain community and regional center for art,  
tourism and year-round outdoor activity. **Contact Chris  
Pope, ERA Landmark Realty. Phone 406-556-5076**

**Cassese 910 Underpinner \$1740 works great,**  
**Contact: Betty 425-957-9022**

**FLETCHER 1100 PROFESSIONAL OVAL & CIRCLE  
CUTTING SYSTEM.** Cuts ovals and circles from 1" (25mm) to  
24" (600mm) wide, 1/2" (12mm) from the top of the mat, perfect  
V-grooves without attachments - ovals and circles from the front  
or back of mat - ovals & circles in glass - Accurate multiple mats,  
multiple openings and inlays that fit perfectly. Includes Owner's  
Manual, How to Use Video and vinyl cover. Used 8 times - like  
new \$850. **Contact: CJ Tomaino 425-488-9389**

**HELPFUL HINTS**

Fillets. How do you display or use your  
samples. I recently learned of a new way to show  
customers fillets. It's relatively easy and by far the  
best thing I've seen for the purpose of showing them  
used with mats.

You need 1/8" foam core. Cut the foam core  
into squares the same size that your matboards are  
cut, about 11 1/4". Then cut as if you are cutting a  
much larger window and you are only in one corner  
of the board. What you want to end up with is an L  
shaped piece of foam core that mimics mat samples  
and have sides that are approximately 3 1/2" (for 4"  
mat board samples).

Next you set a fillet against the inside corner.  
Align the top of the foam core with the top of the flat  
part of the fillet (the part that usually goes under the  
mat) and tape into place.

Now just set the mat sample on top and it sits  
squarely, stays put and makes a much nicer and more  
stable presentation. A truly professional way to show  
off your fillets.

Try it, you'll like it.

**CRAIG PONZIO**

**CUSTOM FRAME COLLECTION**

*For more information on the Craig Ponzio Custom Frame Collection  
and other Larson-Juhl framing products,*

**Please call: 800-438-5031**

or

contact your Larson-Juhl sales Representative

**Paul Anderson**

800-223-0307 ext.456  
N.W. Washington

**Joe Garitone**

800-223-0307 ext.455  
Metro Seattle

**Pam Pare**

800-223-0307 ext.454  
S.W. Washington

**LARSON · JUHL**

2005

<b>MAY 15</b>	<b>JUNE</b>
<b>*SUNDAY*</b> General Meeting Clyde & Sylvia's Aberdeen, WA	No Meeting
<b>JULY 12</b>	<b>AUGUST</b>
General Meeting Elk Hills Gallery Enumclaw, WA	Board Meeting

**SUNDAY May 15th**

**GENERAL MEETING**  
*Clyde & Sylvia's*  
**Frames-N-Things**  
 113 E. Wishkah Street  
 Aberdeen, WA 98520  
 360-537-5755  
 Starts at 1:00 p.m.

**Directions to Clyde & Sylvia's Frames and Things**

*Going North or South on I-5 take exit for ABERDEEN/OCEAN BEACHES. Stay on this road going West for about 40 miles and you'll come to Aberdeen. As you come into Aberdeen you'll cross a small bridge, get into the left lane, go straight for four blocks, parking lot is on the left at the start of 5th block. Shop is alongside the parking lot. Signs on the Side and front of the Building and under the awning.*

Evergreen Picture Framer's Guild  
 6523 California Ave. SW #104  
 Seattle, WA 98136



See page two for address changes.

PRSR STD  
 U.S. POSTAGE  
**PAID**  
 Seattle, WA  
 Permit number 1013

**ATTENTION: FRAME SHOP**